
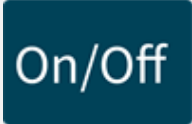




# Receive a TTY (Type and Listen) call



## Step-by-step instructions

1. To receive a TTY (Type and Listen) call through the NRS, your caller will need to call the NRS on 133 677 and:


  - provide your number and name; and
  - ask to be connected to you.
2.   


The TTY light flashes and the TTY will ring.

For **Uniphone TTY** – Press shift and the TTY On/Off button.

For **Superprint TTY** – Press the black switch to turn the TTY on and press the space bar on the TTY.
3.   


Type “Hello GA (Go ahead)”

Pick up the TTY handset.
4. 

Listen to your caller’s greeting.

Wait to hear ‘Go Ahead’ and hang up the handset each time before typing your reply.
5. Type your message to the other person.

Type ‘GA’ (go ahead) when you want the other person to reply.

6.



To end the call, type “Bye, SKSK”. (Stop Keying, Stop Keying).

Listen to the other person’s goodbye. “

7.



Turn off the TTY.

**For Uniphone**, press shift and the TTY On/Off button.

**For Superprint**, press the black switch and hang up handset.